



Liquid fertilizer nozzles FS

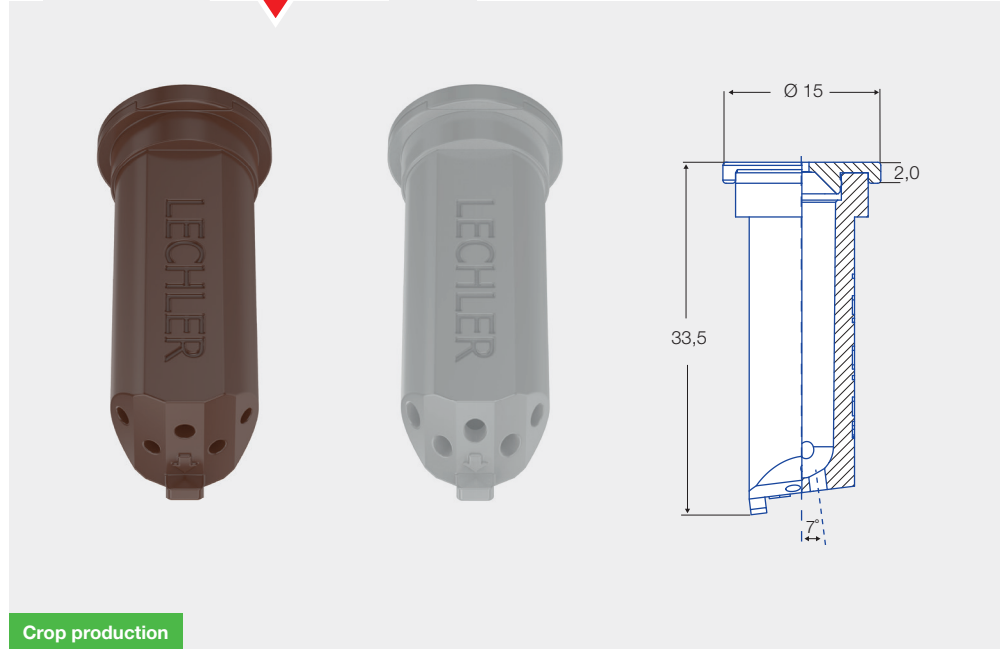
PATENT PENDING

NEW

Orifice nozzle with vertical spray pattern for application with all boom types.

Advantages

- Reduced jet force and gentle application due to 7° backward inclination of spray pattern
- Patent pending on allocation of bores for better cross distribution compared to common orifice nozzles
- Nozzle sizes FS 06 – FS 15 with oval bores for gentle fertilizer jets – gentle application of big amounts
- Toolless removable dosing orifice
- Nozzle sizes ISO colour-coded



Nozzle size
015 – 15



Recommended filters
25 M



Spray angle
100°



Droplet size
Extreme coarse



Material
POM



Width across flats
10 mm



Pressure range
FS 015 to 08:
1 – 4 bar
FS 10 and 15:
1 – 3 bar



Spray height
80 – 90 – 100 cm

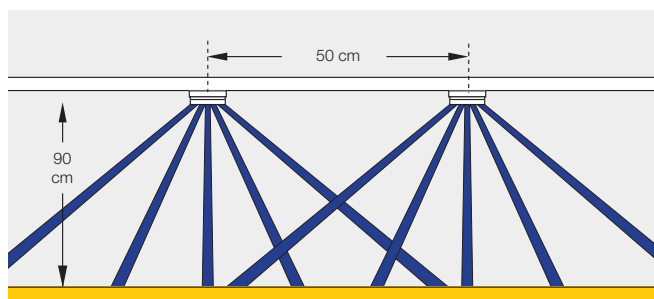
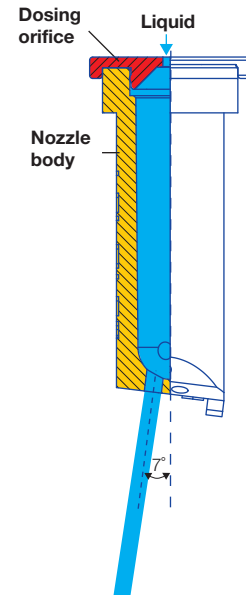
Application areas



Liquid fertilizer



Toolless removable dosing orifice



Spray table for liquid fertilizer nozzle FS

 ()		l/min		UAN I/ha  0.5m							
		Water	UAN	5,0 km/h	6,0 km/h	7,0 km/h	8,0 km/h	10,0 km/h	12,0 km/h	14,0 km/h	18,0 km/h
FS** 015 (25 M)	1,0	0,34	0,30	72	60	51	45	36	30	26	20
	1,5	0,42	0,37	89	74	63	55	44	37	32	25
	2,0	0,48	0,42	101	84	72	63	51	42	36	28
	2,5	0,54	0,48	114	95	81	71	57	48	41	32
	3,0	0,59	0,52	125	104	89	78	62	52	45	35
4,0	0,68	0,60	144	120	103	90	72	60	51	40	
FS** 02 (25 M)	1,0	0,46	0,40	97	81	69	61	49	40	35	27
	1,5	0,57	0,50	120	100	86	75	60	50	43	33
	2,0	0,65	0,57	137	114	98	86	69	57	49	38
	2,5	0,73	0,64	154	128	110	96	77	64	55	43
	3,0	0,80	0,70	169	141	121	106	84	70	60	47
4,0	0,92	0,81	194	162	139	121	97	81	69	54	
FS** 03 (25 M)	1,0	0,69	0,61	146	121	104	91	73	61	52	40
	1,5	0,84	0,74	177	148	127	111	89	74	63	49
	2,0	0,97	0,85	205	171	146	128	102	85	73	57
	2,5	1,09	0,96	230	192	164	144	115	96	82	64
	3,0	1,19	1,05	251	209	180	157	126	105	90	70
4,0	1,37	1,21	289	241	207	181	145	121	103	80	
FS* 04 (25 M)	1,0	0,91	0,80	192	160	137	120	96	80	69	53
	1,5	1,12	0,99	237	197	169	148	118	99	84	66
	2,0	1,29	1,14	272	227	195	170	136	114	97	76
	2,5	1,44	1,27	304	253	217	190	152	127	109	84
	3,0	1,58	1,39	334	278	238	209	167	139	119	93
4,0	1,82	1,60	384	320	275	240	192	160	137	107	
FS* 05 (25 M)	1,0	1,14	1,00	241	201	172	150	120	100	86	67
	1,5	1,39	1,22	294	245	210	183	147	122	105	82
	2,0	1,61	1,42	340	283	243	213	170	142	121	94
	2,5	1,80	1,58	380	317	272	238	190	158	136	106
	3,0	1,97	1,73	416	347	297	260	208	173	149	116
4,0	2,27	2,00	479	400	342	300	240	200	171	133	
FS* 06 (25 M)	1,0	1,36	1,20	287	239	205	180	144	120	103	80
	1,5	1,67	1,47	353	294	252	220	176	147	126	98
	2,0	1,93	1,70	408	340	291	255	204	170	146	113
	2,5	2,15	1,89	454	378	324	284	227	189	162	126
	3,0	2,36	2,08	498	415	356	312	249	208	178	138
4,0	2,73	2,40	577	480	412	360	288	240	206	160	
FS* 08 (25 M)	1,0	1,82	1,60	384	320	275	240	192	160	137	107
	1,5	2,23	1,96	471	392	336	294	235	196	168	131
	2,0	2,58	2,27	545	454	389	341	272	227	195	151
	2,5	2,88	2,53	608	507	434	380	304	253	217	169
	3,0	3,16	2,78	667	556	477	417	334	278	238	185
4,0	3,65	3,21	771	642	551	482	385	321	275	214	
FS** 10 (25 M)	1,0	2,27	2,00	479	400	342	300	240	200	171	133
	1,5	2,79	2,46	589	491	421	368	295	246	210	164
	2,0	3,22	2,83	680	567	486	425	340	283	243	189
	2,5	3,60	3,17	760	634	543	475	380	317	272	211
	3,0	3,94	3,47	832	693	594	520	416	347	297	231
FS** 15 (25 M)	1,0	3,41	3,00	720	600	514	450	360	300	257	200
	1,5	4,18	3,68	883	736	631	552	441	368	315	245
	2,0	4,83	4,25	1020	850	729	638	510	425	364	283
	2,5	5,40	4,75	1140	950	815	713	570	475	407	317
	3,0	5,91	5,20	1248	1040	892	780	624	520	446	347

- Spray pressure at the nozzle tip (gauged with a diaphragm valve)
- The stated litres per hectare rates apply to UAN (28/1.28 kg/l)
- Nozzle spacing 0.5 m
- Prior to each spraying season, verify the table data by gauging the flow rates
- Make sure that all nozzles have the same settings

* Available in March 2019

** Available from Autumn 2019

Example of ordering
 Type + int'l nozzle size + material = order number
 FS 04 (POM) = FS 04