



Air-injector flat spray compact nozzles IDK/IDKN

Drift reduction:
90/75/50 %



Current list under

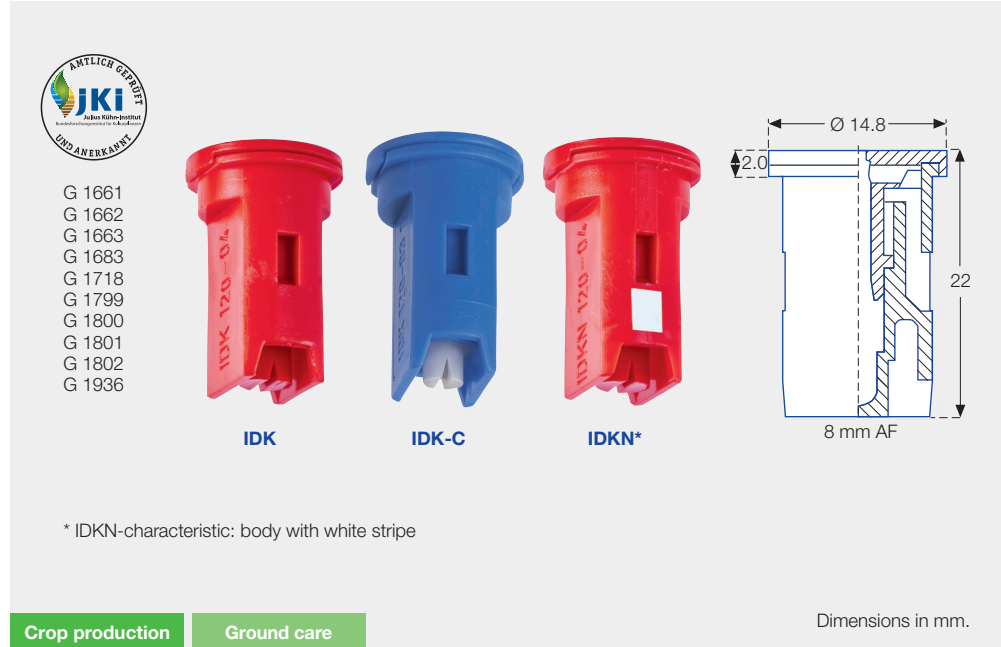
www.lechler-agri.com/drift-reduction

JKI-approval for mixed nozzle equipping

Very low-drift, compact air-injector flat spray nozzle with wide droplet spectrum (from ultra coarse to medium).

Advantages

- Up to 90% drift reduction depending on nozzle size, pressure and country
- Very low drift and loss-reducing in the pressure range up to 3.0 bar (depending on size)
- Inexpensive alternative to conventional standard nozzles
- Very good deposition structure and crop penetration



Nozzle size
01 – 10



Spray angle
90°, 120°



Material
POM, ceramic



Pressure range
– IDK-01 to -03:
1.5 – 3 – 6 bar
– IDK-04 to -10:
1 – **1.5 – 3** – 6 bar
– UAN
IDK -01 to -03:
1.5 – 2.5 bar
IDK -04 to -10:
1 – 2.5 bar
IDKN: 1 – 2.5 bar



Recommended filters
80 M 01
60 M 015 – 04
25 M 05 – 10



Droplet size
Ultra coarse – medium



Width across flats
8 mm



38

Application areas



Plant protection products and growth regulators



Liquid fertilizer



Spray frame



Border application can be combined with border nozzle IDKS 80



Golf course



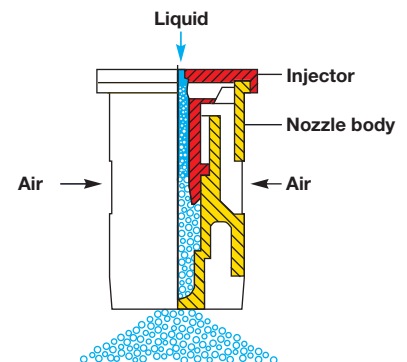
Knapsack sprayer



Greenhouse



Toolless removable injector






**ENGINEERING
YOUR SPRAY SOLUTION**



Example of ordering

Typ	+ spray angle	+ int'l nozzle size	+ material	= ordering no.
IDK	120°	01	(POM)	= IDK 120-01
IDK	120°	01	C (ceramic)	= IDK 120-01 C
MultiCap IDK	120°	01	(POM)	= MultiCap IDK 120-01

Spray table for air-injector flat spray compact nozzles IDK/IDKN

ISO 25358  IDKN IDK	ISO 25358 	I/min	I/ha 										
			5.0 km/h	6.0 km/h	7.0 km/h	8.0 km/h	10.0 km/h	12.0 km/h	14.0 km/h	16.0 km/h	18.0 km/h		
			VC	VC	VC	VC	VC	VC	VC	VC	VC	VC	
IDK 120-01 90-01 (80 M)		1.0	0.23	55	46	39	35	28	23	20	17	15	
	VC	1.5	0.28	67	56	48	42	34	28	24	21	19	
	VC	2.0	0.32	77	64	55	48	38	32	27	24	21	
	VC	2.5	0.36	86	72	62	54	43	36	31	27	24	
	VC	3.0	0.39	94	78	67	59	47	39	33	29	26	
	C	4.0	0.45	108	90	77	68	54	45	39	34	30	
	M	5.0	0.51	122	102	87	77	61	51	44	38	34	
M	6.0	0.55	132	110	94	83	66	55	47	41	37		
IDK 120-015 90-015 (60 M)		1.0	0.34	82	68	58	51	41	34	29	26	23	
	VC	1.5	0.42	101	84	72	63	50	42	36	32	28	
	VC	2.0	0.48	115	96	82	72	58	48	41	36	32	
	VC	2.5	0.54	130	108	93	81	65	54	46	41	36	
	C	3.0	0.59	142	118	101	89	71	59	51	44	39	
	C	4.0	0.68	163	136	117	102	82	68	58	51	45	
	M	5.0	0.76	182	152	130	114	91	76	65	57	51	
M	6.0	0.83	199	166	142	125	100	83	71	62	55		
IDK 120-02 90-02 (60 M)		1.0	0.46	110	92	79	69	55	46	39	35	31	
	VC	1.5	0.56	134	112	96	84	67	56	48	42	37	
	VC	2.0	0.65	156	130	111	98	78	65	56	49	43	
	VC	2.5	0.73	175	146	125	110	88	73	63	55	49	
	VC	3.0	0.80	192	160	137	120	96	80	69	60	53	
	C	4.0	0.92	221	184	158	138	110	92	79	69	61	
	M	5.0	1.03	247	206	177	155	124	103	88	77	69	
M	6.0	1.13	271	226	194	170	136	113	97	85	75		
IDK 120-025 90-025		1.0	0.57	137	114	98	86	68	57	49	43	38	
	VC	1.5	0.70	168	140	120	105	84	70	60	53	47	
	VC	2.0	0.81	194	162	139	122	97	81	69	61	54	
	VC	2.5	0.91	218	182	156	137	109	91	78	68	61	
	C	3.0	0.99	238	198	170	149	119	99	85	74	66	
	C	4.0	1.15	276	230	197	173	138	115	99	86	77	
	M	5.0	1.28	307	256	219	192	154	128	110	96	85	
M	6.0	1.40	336	280	240	210	168	140	120	105	93		
IDK 120-03 90-03 IDKN 120-03 (60 M)	UC	XC	1.0	0.69	166	138	118	104	83	69	59	52	46
	XC	VC	1.5	0.84	202	168	144	126	101	84	72	63	56
	XC	VC	2.0	0.97	233	194	166	146	116	97	83	73	65
	VC	VC	2.5	1.08	259	216	185	162	130	108	93	81	72
	VC	VC	3.0	1.19	286	238	204	179	143	119	102	89	79
	C	C	4.0	1.37	329	274	235	206	164	137	117	103	91
	C	C	5.0	1.53	367	306	262	230	184	153	131	115	102
C	M	6.0	1.68	403	336	288	252	202	168	144	126	112	
IDK IDKN 120-04 (60 M)	UC	UC	1.0	0.91	218	182	156	137	109	91	78	68	61
	XC	XC	1.5	1.12	269	224	192	168	134	112	96	84	75
	XC	XC	2.0	1.29	310	258	221	194	155	129	111	97	86
	VC	VC	2.5	1.44	346	288	247	216	173	144	123	108	96
	VC	VC	3.0	1.58	379	316	271	237	190	158	135	119	105
	VC	C	4.0	1.82	437	364	312	273	218	182	156	137	121
	C	C	5.0	2.04	490	408	350	306	245	204	175	153	136
C	C	6.0	2.23	535	446	382	335	268	223	191	167	149	
IDK 120-05 (25 M)		1.0	1.14	274	228	195	171	137	114	98	86	76	
	VC	1.5	1.39	334	278	238	209	167	139	119	104	93	
	VC	2.0	1.61	386	322	276	242	193	161	138	121	107	
	VC	2.5	1.80	432	360	309	270	216	180	154	135	120	
	VC	3.0	1.97	473	394	338	296	236	197	169	148	131	
	VC	4.0	2.28	547	456	391	342	274	228	195	171	152	
	C	C	5.0	2.55	612	510	437	383	306	255	219	191	170
C	C	6.0	2.79	670	558	478	419	335	279	239	209	186	
IDK 120-06 (25 M)		1.0	1.36	326	272	233	204	163	136	117	102	91	
	VC	1.5	1.67	401	334	286	251	200	167	143	125	111	
	VC	2.0	1.93	463	386	331	290	232	193	165	145	129	
	VC	2.5	2.15	516	430	369	323	258	215	184	161	143	
	VC	3.0	2.36	566	472	405	354	283	236	202	177	157	
	C	C	4.0	2.73	655	546	468	410	328	273	234	205	182
	C	C	5.0	3.05	732	610	523	458	366	305	261	229	203
C	C	6.0	3.34	802	668	573	501	401	334	286	251	223	
IDK 120-08 (25 M)	I/ha = -04 x 2												
IDK 120-10 (25 M)	I/ha = -05 x 2												

ISO 25358 Droplet size classification

New measuring system!
Further information see page 13.

VF	Very fine
F	Fine
M	Medium
C	Coarse
VC	Very coarse
XC	Extremely coarse
UC	Ultra coarse

Classifications are subject to change.

- Spray pressure at the nozzle tip (gauged with a diaphragm valve)
- The stated liter-per-hectare rates apply to water
- Prior to each spraying season, verify the table data by gauging the flow rates
- Make sure that all nozzles have the same settings

Online nozzle calculator



Apple

Android



Best Protection of IDK/IDKN/IDKS/IDKT nozzles through long side walls of MultiCap (see page 108).

Available assembled with IDK-, IDKT- and IDKN nozzle



altek International Limited
Tel: 01652 688889
email: info@altekinternational.com