

Hollow cone nozzles

TR 80/TR 60



Crop production / Ground care

Dimensions in mm.

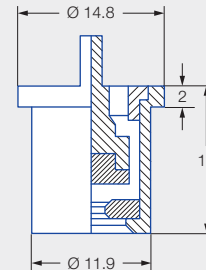
- Fine-droplet hollow cone nozzle with 60° and 80° spray angle

TR 80 advantages

- Optimized, narrow droplet spectrum
- Fine droplets ensure high coverage
- Nozzle insert secured to prevent it falling out by means of snap closure
- Resistant to clogging due to round hole bore
- Suitable for PWM

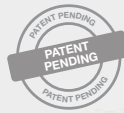


Series TR 80

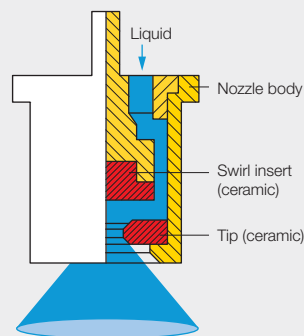
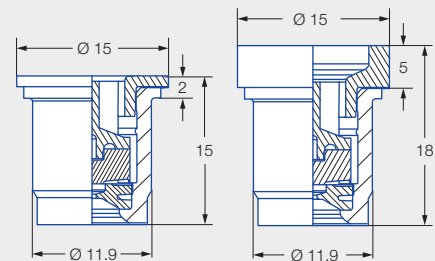


NEW TR 60 advantages

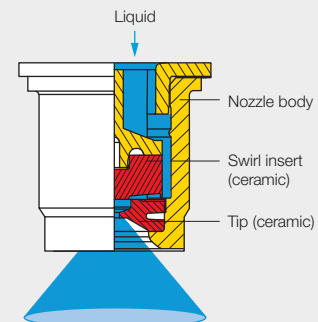
- Improved image of air flow due to spray angle of 60°
- Simple handling also with protective gloves
- Quick insert removal without tools for cleaning
- Increased stability thanks to reinforced housing
- Even more uniform spray pattern thanks to new swirl insert design
- Increased wear resistance
- Available with 2 mm and 5 mm nozzle collar
- Suitable for PWM



Series TR 60



TR 80



TR 60



G 1496, G 1497, G 1498



Current list at:
www.lechler.com/de-en/service/loss-reducing

Application:



Plant protection products and growth regulators



Plant protection in viticulture, orchard and specialty crops



Backpack sprayer



Greenhouse

Technical data:



Nozzle sizes
005-05



Spray angles
60°, 80°



Material
Ceramic



Pressure ranges

- TR 80:
3-8-20 bar
- TR 60:
2-8-20 bar



Recommended strainers

- 60 M 005-04
- 25 M 05






Droplet sizes
Fine - very fine

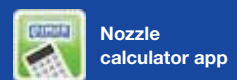


Union nut
Ø 11.9 mm



		[l/min]																			
																					
		2.0	3.0	4.0	5.0	6.0	7.0	8.0	9.0	10.0	11.0	12.0	13.0	14.0	15.0	16.0	17.0	19.0	20.0		
		TR 60-005 80-005	60 M	0.16	0.20	0.23	0.25	0.28	0.30	0.32	0.34	0.36	0.38	0.39	0.41	0.42	0.44	0.45	0.47	0.49	0.51
		TR 60-0067 80-0067	60 M	0.22	0.27	0.31	0.35	0.38	0.41	0.44	0.47	0.49	0.52	0.54	0.56	0.58	0.60	0.62	0.64	0.68	0.70
		TR 60-01 80-01	60 M	0.32	0.39	0.45	0.51	0.55	0.60	0.64	0.68	0.72	0.75	0.78	0.82	0.85	0.88	0.91	0.93	0.99	1.01
		TR 60-015 80-015	60 M	0.48	0.59	0.68	0.76	0.83	0.90	0.96	1.02	1.07	1.13	1.18	1.22	1.27	1.31	1.36	1.40	1.48	1.52
		TR 60-02 80-02	60 M	0.65	0.80	0.92	1.03	1.13	1.22	1.30	1.38	1.45	1.53	1.60	1.67	1.73	1.79	1.85	1.90	2.01	2.07
NEW		TR 60-025	60 M	0.81	0.99	1.15	1.28	1.40	1.52	1.62	1.71	1.81	1.90	1.98	2.06	2.14	2.21	2.29	2.36	2.49	2.56
		TR 60-03 80-03	60 M	0.97	1.19	1.37	1.53	1.68	1.81	1.94	2.06	2.17	2.28	2.38	2.48	2.57	2.66	2.75	2.83	2.99	3.07
		TR 60-04 80-04	60 M	1.29	1.58	1.82	2.04	2.23	2.41	2.58	2.74	2.88	3.03	3.16	3.29	3.41	3.53	3.65	3.76	3.98	4.08
		TR 60-05 80-05	25 M	1.61	1.97	2.28	2.55	2.79	3.01	3.22	3.42	3.60	3.77	3.94	4.10	4.26	4.41	4.55	4.69	4.96	5.09

- Operating pressure at the nozzle (measured with diaphragm valve)
- The stated liter-per-hectare rates apply to water
- Verify the table values by gauging the flow rates prior to every spraying season
- Pay attention to uniform nozzle adjustment



The apps for Lechler agricultural nozzles make selection and use of the optimum nozzle even easier. Find out more here:
www.lechler.com/de-en/service/apps



Note

TR 60 with 5 mm collar does not require a gasket for installation with/without cup strainer.

Ordering example:	Series	+ Spray angle	+ Nozzle size	+ Material	+ Collar height	= Order No.
	TR	+ 80°	+ 005	+ C (Ceramic)	+ 2 mm	= TR 80-005 C 2 mm
	TR	+ 60°	+ 005	+ C (Ceramic)	+ 2 mm	= TR 60-005 C 2 mm
	TR	+ 60°	+ 005	+ C (Ceramic)	+ 5 mm	= TR 60-005 C 5 mm